




Residential Submittal Sheet

935 Series

Steel Blade Grille with Horizontal 45° Fixed Blade



Model: 935

Description: Steel Blade Grille with Horizontal 45° Fixed Blade

Standard Features:

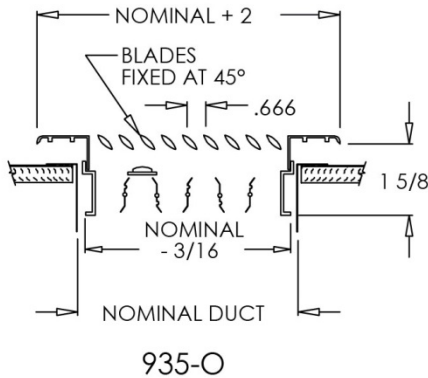
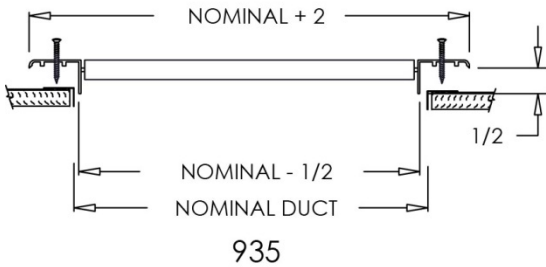
- Surface mount return air grille
- Fixed steel blades at 45° are parallel to longest dimension
- Countersunk mounting holes for flush appearance with color matching Phillips posi-drive screws
- Available in even sizes up to 30" x 20"
- Soft White

Options:

- Recessed screwdriver operated Opposed Blade Damper (935-0)
- Square to round ADC compliant 2" No Labor Collar with roll formed retention bead (935-NLC), available in square sizes only

Tamper Proof Screws

- "F" Torx Center Pin



Additional Information:

Project / Location:	Submittal Notes
Engineer:	
Architect:	
Contractor:	