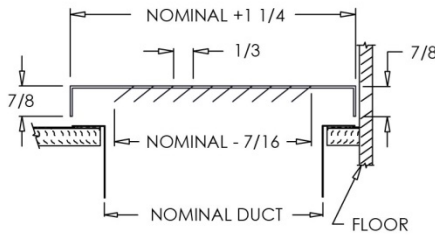
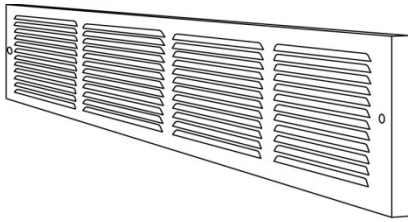




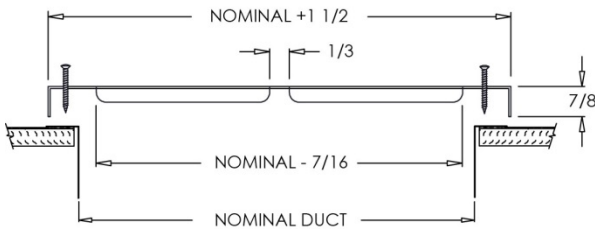
Residential Submittal Sheet

1133 Series

Baseboard Return Air Grille



1133



1133

Model: 1133

Description: Baseboard Return Air Grille 1/3" Spacing

Standard Features:

- 1/3" spacing dual angular louvers
- Stamped from cold roll steel
- Margin edges are 7/8" projection for baseboard installation
- Install with louvers in up or down position for best duct concealment
- Mounting holes with color matching 2" baseboard Philips screws
- Soft White

Options:

- 1/2" spaced louvers (1150)

Finishes:

Standard Colors

- Soft White
- Driftwood Tan

Designer Colors

- Almond
- Black Velvet
- Bronze
- Camaro Silver
- Coffee Tan
- Navajo White
- Vanilla

Additional Information:

Project / Location:
Engineer:
Architect:
Contractor:

Submittal Notes